




# INDUSTRIAL HOSES & PUMPS CATALOGUE



Scan for more  
details

## Company Profile

### Vision

Our Vision is to impact on Performance, Reliability and Efficiency of current system through our products and solution, where we Add value to your business

### Mission

Our Mission is to reduce total operation cost and raise the production capacity through our Pumping & sealing devices.

### Our Core Value

- SYSTEM AND PROCESS,
- AGILITY
- WALK THE TALK
- QUALITY

### The Product Range

1. Designing, manufacturing and exporter of AODD pumps, Centrifugal Process Pump, PP Pump, Mud Pump and Sewage Submersible Pump ,fire fighting system & pressure booster system, customization of vertical sump pump as per application

### The Facility

- 1 – State of the art manufacturing unit in kuha, Gujarat area of 27000 sq feet manufacturing and testing facility.
- 2 – Ahmedabad HO in odhav gidc area of 18000 sq.feet capacity.
- 3 – Direct Support sales , dealer network in india & overseas
- 4 – well experienced & efficient staff to ensure workmanship and quality control

### Pump Testing Facility

1. Test Bays
2. Test Loops & Pipelines
3. Flow Measurement Systems
4. Pressure & Head Measurement
5. Temperature Sensors
6. Water Supply & Test Fluids
7. Data Acquisition Systems (DAQ)
8. Power Supply & Drive Systems

#### 4. Our Aurtherised Service Center In State Wise as below :

- Gujarat
- Delhi
- Mumbai
- Kolkata
- Bangalore
- Rajasthan
- pune
- Hyderabad

**GLOBE STAR ENGINEERING (INDIA) PVT.LTD.** has been catering to wide range of shipping Marring & Offshore, Petrochemicals, Chemical, Water, Sewage, Dyes & Intermediate, Oil & Gas. Agrochemical, Pulp & Paper & Pharmaceutical.



## SLEF PRIMING MUD PUMP

### MECHANICAL SEAL TYPE



## Application :

## GMP-S - SERIES

- Civil construction dewatering , foundation ,trenches and pits, filter press feeding , ETP,STP
- Mining and minerals processing , cooling water for marine engine and shovels , oil and gas
- Sewage and effluent pumping , chemical ,pharmaceuticals ,food , cement , paper ,sugar ,salt
- Steel and other for liquid cargo from freighter , barges
- Grampanchayat , municipalities ,sludge transfer ,large housing colony

## DESIGN :

Perfect sealing assured by high quality mechanical seal which cannot run dry because of internal oil reservoirs Graded casting and ss shaft increase service life, bearing greased for life, save external lubrication minimum need for inspection and maintenance semi open impeller for handling solid content without clogging heavy duty bearing withstand vibration and shock load high abrasion resistance mechanical seal

## MECHANICAL SEAL OPTION :

STV (Carbon v/s Ceramic / Tc with NBR Elastomer)  
 CCV (Carbon v/s Ceramic / Tc with Viton Elastomer)  
 CCT (Carbon v/s Ceramic / Tc with PTFE Elastomer)  
 As Per Need Gland Packing Customised Available

## KEY FEATURES:

1. Good self priming capability
2. Soft solid handling ability up to 24 mm
3. Efficient performance
4. Dynamically balance rotating parts
5. Air separation mechanism


Model	3	6	9	12	15	18	24	30	36	45	60	75	Flow (m3/h)	Size*	Soft Solid Size mm	HP	SUC.X DISH
GMP-S 11/3	15.2	13.7	11.5	9.0	-	-	-	-	-	-	-	-	H	1 1/4"	7.5	1	32X32
GMP-S 11/4	16.3	15.2	14.2	13.0	11.6	10.0	-	-	-	-	-	-	E	1 1/2"	12	1.5	40X40
GMP-S 12/5A	20.0	19.0	17.8	16.5	15.4	14.0	10.2	-	-	-	-	-	A	2"	10	2	50X50
GMP-S 12/5	-	19.8	18.9	18.0	17.1	16.1	13.7	10.3	-	-	-	-	D	2"	13	3	50X50
GMP-S 12/6	-	-	-	19.2	18.5	18.0	16.7	15.5	14.4	12.0	4.0	-	I	2 1/2"	20	5	65X65
GMP-S 14/8	-	-	-	-	22.5	22.0	21.0	20.5	19.8	18.5	15.0	10.2	N	3"	24	7.5	80X80
GMP-S 15/6	-	-	-	29.0	28.0	27.0	25.0	23.0	20.8	16.0	-	-	M	2 1/2"	11	5	65X65
GMP-S 16/3	32.0	28.5	24.3	19.2	10.0	-	-	-	-	-	-	-	E	1 1/4"	6	3	32X32
GMP-S 16/6	-	-	-	35.0	34.5	34.0	32.4	31.0	29.0	22.5	-	-	R	2 1/2"	12	7.5	65X65

## SLEF PRIMING MUD PUMP

### GLAND TYPE



**GMP - SERIES**



**GMP - M - SERIES**

### Application :

- Dewatering, mud marine, ETP, STP, sludge and slurry, chemical, pharmaceuticals, transfer of oils ,petrochemical
- Public utility, sewage pumping, municipal sludge, dewatering foundation, tunnels, trenches,flood water removal
- Ash slurry handling , steel ,sugar,salt,pulp and paper mill , food and beverages , textiles and dyeing industries,ceramic slurry


### DESIGN

- Heavy duty bearing withstand vibration and shock load
- Speed variation and prime mover variation availability (electric motor , engine)
- Dynamically balance rotating parts
- Material selection customization as per need – c.i ,s.s 304,s.s 316

### Performance Chart GMP SERIES

MODEL	SUCTION X DISCHARGE	HP	RPM	HEAD (METER)																SOLID HANDLING SIZE MM		
				6	8	10	12	14	15	16	18	19	20	22	24	25	26	28	30		32	34
				CAPACITY IN LPS																		
GMP '0'	40X40	1	2900	4.6	4.1	3.6	2.7	1.5	0.6	-	-	-	-	-	-	-	-	-	-	-	7.0	
GMP '1H'	40X40	2	2900	-	-	6.3	5.6	4.9	4.4	4.0	2.8	1.9	0.9	-	-	-	-	-	-	-	8.5	
GMP '2H'	50X50	3	2900	-	-	9.3	8.8	8.1	7.8	7.3	6.5	6.0	5.4	4.1	2.7	1.8	0.8	-	-	-	10.5	
GMP '3A'	80X80	5	2900	-	-	-	-	-	-	-	-	-	10.1	9.3	8.2	7.5	6.8	5.2	3.8	1.8	7.0	
GMP '3'	80X80	7.5	2900	-	-	-	-	-	-	-	-	-	16.4	16.2	15.5	14.8	14.0	12.5	10.2	8.0	14.5	
GMP '3L+'	80X80	5	1450	-	-	18.0	16.4	13.6	11.6	10.0	5.5	-	-	-	-	-	-	-	-	-	15.5	
GMP '4LA+'	100X100	10	1450	-	-	36.0	33.9	31.2	30.0	28.6	25.5	23.9	22.5	18.0	12.0	-	-	-	-	-	18.5	
GMP '4L+'	100X100	12.5	1450	-	-	41.5	39.5	36.2	35.3	33.6	30.5	28.3	26.2	22.0	17.0	14.0	10.0	-	-	-	23.0	
GMP '6LA'	150X150	20	1450	-	-	66.3	63.4	59.8	57.5	55.0	48.8	45.5	42.5	34.2	23.8	-	-	-	-	-	34.0	
GMP '6L'	150X150	25	1450	-	-	75.0	72.5	68.7	66.2	64.0	58.5	55.5	52.0	45.0	34.0	27.5	20.0	-	-	-	40.0	

# CENTRIFUGAL PROCESS PUMP



**GCP / GWP - SERIES**



**GCMP - SERIES**

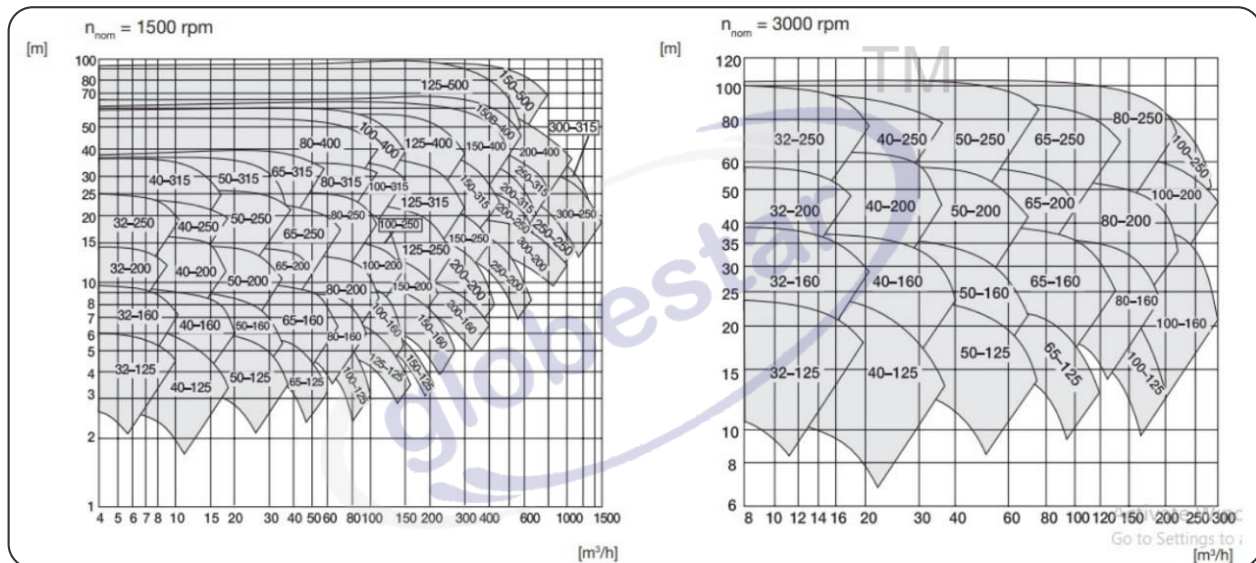
## Application :

- 1. Oil & Energy** :- Pumping, crude oil, slurry, used by refineries, power generation plants.
- 2. Industrial & Fire Protection Industry** - Heating and ventilation, boiler feed applications, air conditioning, pressure boosting, fire protection sprinkler systems.
- 3. Pharmaceutical, Chemical & Food Industries** : paints, hydrocarbons, petrochemical, cellulose, sugar refining, food and beverage production cosmetic industries - paints, hydrocarbons, petrochemical, cellulose, sugar refining, chemical transfer, solvent, yes, pigment, acid and organic and in organic chemical transfer, CIP system
- 4. Various Industries (Manufacturing, Industrial, Aerospace etc.)** - for the purposes of cryogenics and refrigerants, Textiles Industry, pulp & paper, cooling tower, chiller plant

## Technical Data

Max Capacity	: Up to 400 M3 / hr. Max.
Head	: Up to 150 mtrs.
Pressure	: Up to 16 bar
Temperature	: Up to 200 C
Material	: C.I, WCB, SS-304, SS-316, 304-L, 316-L and other alloys
Impeller	: Close / semi open
Flanges	: As per B 16.5 Class 150 / Pn16
Design Standard	: Per ISO 2858, ISO 5199 ,EN 733 , equivalent to API 610

## Performance Curve





## GSSP - SERIES

### Application

- Efficient treatment Plant
- Dyes & Intermediates steel rolling mills.
- All types of industrial application
- Filter press flooding
- Slurry transfer
- Ceramic, ETP & STP
- Paper & Plup, Sugar & Food
- Eva - operator, Scrubber application

### Construction

#### Impeller :

Semi open type, non clogging, hand finished designed for high efficiency & smooth flow

### Features


- Dynamic balanced rotating parts
- Oil lubricated ball bearing
- Heavy duty shaft
- High efficiency low power consumption
- Replaceable parts
- Easy maintenance
- Without gland leakage
- Less vibration application
- Special design for filter press application.

#### Bearing :


Single row deep groove heavy duty antifriction ball bearing with oil lubrication.

Model	Suc	Imp.	HEAD IN METER																														
	Dis	Dia	2	4	5	6	8	10	12	14	15	17	18	20	21	24	25	30	32	37	40	42	45	48	55	60	70	75	85	100	HP	RPM	
<b>CAPACITY IN LPM</b>																																	
GSSP - 4008	40x40	130	-	-	260	-	-	244	-	-	230	-	-	196	-	-	0	-	-	-	-	-	-	-	-	-	-	-	-	-	-	2	2900
GSSP - 4008	40x40	148	-	-	355	-	-	346	-	-	328	-	-	265	-	-	225	-	0	-	-	-	-	-	-	-	-	-	-	-	-	3	2900
GSSP - 5008	50x50	170	-	-	-	-	-	540	-	-	-	-	522	-	-	-	505	-	458	-	110	0	-	-	-	-	-	-	-	-	-	5	2900
GSSP - 5008	50x50	178	-	-	-	-	-	555	-	-	-	-	544	-	-	-	517	-	460	-	300	-	0	-	-	-	-	-	-	-	-	7.5	2900
GSSP - 6508	65x65	190	-	-	-	-	-	936	-	-	-	-	930	-	-	-	882	-	830	-	730	-	576	0	-	-	-	-	-	-	-	10	2900
GSSP - 6508	65x65	210	-	-	-	-	-	990	-	-	-	-	982	-	-	-	930	-	882	-	785	-	-	618	0	-	-	-	-	-	-	12.5	2900
GSSP - 650-50LH8	65x50	235	-	1224	-	-	-	-	-	-	1212	-	-	-	-	-	1215	-	-	-	-	1164	-	-	864	492	0	-	-	-	-	25	2900
GSSP - 650-50LH8	65x50	269	-	1290	-	-	-	-	-	-	1282	-	-	-	-	-	1275	-	-	-	-	1260	-	-	1197	1135	-	756	0	-	-	40	2900
GSSP-500L	50x50	178	-	-	425	-	370	322	235	-	0	-	-	-	-	-	-	-	-	-	-	-	-	-	-	-	-	-	-	-	-	2	1440
GSSP-650L	65x65	210	-	-	580	-	535	-	455	-	140	0	-	-	-	-	-	-	-	-	-	-	-	-	-	-	-	-	-	-	-	3	1440
GSSP-65-50L	65x50	269	855	-	-	823	-	712	-	609	-	493	-	-	263	0	-	-	-	-	-	-	-	-	-	-	-	-	-	-	-	5	1440
GSSP-650L8	65x65	320	-	-	-	-	-	937	-	-	-	-	887	-	-	-	810	-	535	0	-	-	0	-	-	-	-	-	-	-	-	10	1440
GSSP-650L8	65x65	348	-	-	-	-	-	967	-	-	-	-	937	-	-	-	882	-	833	-	546	-	-	-	-	-	-	-	-	-	-	15	1440
GSSP-800L	80x80	264	-	-	1800	-	-	1750	-	-	-	1660	-	-	1415	-	333	0	-	-	-	-	-	-	-	-	-	-	-	-	-	10	1440

## CENTRIFUGAL POLYPROPYLENE PROCESS PUMP



**GHE, GXP - SERIES**



**GMPP - SERIES**

### Application

- For handling liquids in various industries like textile, paper cellulose, sugar, steel, foods, having temperature range, materials, etc.
- Excellent for transfer and loading -unloading like HSI, Sulphuric Acid /alkali, caustic Liquid.
- Natural choice for pickling line & scrubber in steel plants.
- Ideal for circulation of chemical in metal finishing industry.
- Water Treatment Plant, effluent treatment plant, electro plating, pickling & steel rolling mills.
- High capacity transfer pump, filter press for dyes & chemicals, descaling oil & other fuels.
- Caustic soda plants : chlorinated Brine, HCl, Dilute H<sub>2</sub>SO<sub>4</sub> etc....
- Phosphoric Acid Plants : H<sub>3</sub>PO<sub>4</sub>, H<sub>2</sub>SO<sub>4</sub>, HF and their mixtures with or without solid (gypsum) up to 40% conc.
- Gas Washing Plants : Scrubbed liquids containing Cl<sub>2</sub>, BR<sub>2</sub>, F<sub>2</sub>, I<sub>2</sub>, SO<sub>2</sub>, SO<sub>3</sub>, CO<sub>2</sub>, NH<sub>3</sub>, Gases etc...

### Material Of Construction

- **Casing** : Top Centerline discharge & integrated flanges, Single piece, joint less Formed out of injection molded polypropylene/PVDF
- **Impeller** : Hydraulically balanced and accurately matched to casing profile, the semi open type impeller with particle shroud and glass finished smooth flow passage ensure high efficiency low NPSH Performance impeller made from compressor molded polypropylene /PVDF.
- **Shaft** : The shaft is made from EN-8/SS304/SS316 protected by shaft Sleeve of ceramic.
- **Back Plate** : The back-Plate is sealed by mechanical seal. Conversion from mechanical seal is achieved by Changing some standardized parts Re-machining of stuffing box is not necessary.
- **Bearings** : The bearings are Grease lubricated.
- **Direction of rotation** : Clockwise viewed from driving end.

### Features

- Design to suit extremely corrosive duties in the process and chemical industries
- Suitable for continuous service
- Self venting type casing
- Dynamically and Hydraulically balanced impeller with aerodynamic profile vanes
- Pump casing is Provided with external metal ring for construction stability
- Temp. range is up to 120 Degree For PVDF, 50 Degree For PP MOC.

## PERFORMANCE CHART - GHE - SERIES

MODEL	HEAD(mtr.)						IMPELLER	RPM	HP	SUC.X. Disch.
	CAPACITY FLOW (m3/hr)									
GHE-100	7	8	10	11	12	13	100	2880	1	25X25
	11	9	6	5	3	0				
GHE-120	10	12	15	16	18	0	120	2880	2	40X32
	24	20	12	8	00	0				
GHE-130	8	12	15	18	20	23	130	2880	3	50X40
	30	24	18	12	8	0				
GHE-160R	10	15	18	20	22	24	150	2880	3	40X40
	26	20	10	5	3	0				
GHE-160	10	15	20	25	26	31	160	2880	5	75X40
	35	30	25	15	12	0				
GHE-170	12	20	25	30	32	35	160	2880	7.5	75X50
	50	38	32	25	15	0				
GHE-40	25	30	35	40	45	49	190	2880	12.5	50X40
	45	42	25	15	4	0				
GHE-50R		5	8	10	11	12	195	1440	2	40X40
		25	12	6	2	0				
GHE-50	60	8	10	12	13	15	205	1440	3	40X40
	40	30	23	15	10	0				
GHE-55	10	12	14	15	17	18	205	1440	5	75X50
	37	28	20	10	6	0				

## PERFORMANCE CHART - GXP - SERIES


MODEL	CAPACITY FLOW (m3/hr)						IMPELLER	RPM	HP	SUC.X. Disch.
	HEAD(mtr.)									
GXP-50H	60	52	45	35	20	00	210	2900	15	50X50
	45	50	55	58	60	60				
GXP-50L	50	44	34	23	14	00	220	1440	5	50X50
	04	06	10	13	15	15				
GXP-75H	108	93	78	58	24	00	185	2900	20	75X50
	30	35	40	43	45	45				
GXP-75L	65	56	52	42	30	00	192	1440	5	75X50
	03	05	07	09	11	11				
GXP-100	170	162	150	120	100	00	265	1440	20	100X75
	14	16	18	20	22	22				
GXP-100R	115	105	88	75	50	00	255	1440	12.5	100X75
	14	16	19	21	23	24				
GXP-150	295	285	270	250	200	00	320	1440	50	150X100
	25	27	29	30	32	34				
GXP-150R	300	230	200	185	150	00	300	1440	40	150X100
	22	25	28	30	32	34				

## PERFORMANCE CHART - GMPP - SERIES

MODEL	HEAD(mtr.)						IMPELLER	RPM	HP	SUC.X. Disch.
	CAPACITY FLOW (m3/hr)									
GMPP-0.5	03	05	08	10	11		100	2880	0.5	25x25
	10	08	04	02	00					
GMPP-1	07	08	10	11	12	13	100	2880	1	25x25
	11	09	06	05	03	00				
GMPP-2	10	12	15	16	18	00	120	2880	2	40x32
	24	20	12	08	00	00				



**GGP - SERIES**



**GGPF - SERIES**

**Application**


- Viscous And Semi Viscous Liquid.
- All Kind Of Vegetable Oils.
- Paints & Varnish, Viscous Chemical, Printing Ink.
- Clean Lube Oil, Castor Oil, Ground Nu Oil, Cotton Seed Oil And Hydraulic Oil.
- All kind of fish and animals oils.
- Soap solutions, glycerin, glycol and glue
- Sugar molasses and syrups.
- Rotary gear pumps are widely used in paper mills, refineries, Steel mills and extile industries.

**Features**

- All positive displacement rotary gear pumps are self priming pumps with Suction lift of 3 meters at mean viscosity and speed 1440 rpm
- The globe pump has a modified profile of teeth to give accurate discharge within the pressure range
- The helical gear design delivers constant volume without any pulsation. It also reduces internal slippage and gives high volumetric efficiency.
- Compact in size and highly economical
- All these are self lubricated pumps recommended for use where the liquid To the transferred has lubrication properties hence the bearing is lubricated By the pumping fluid and do not need any external lubrication.

**Performance Chart**

Pumpu Model	Suc x Dis.	Capacity at 1440 RPM LPM GPM M3/hr			Recommended motor BHP at Differance Pressure / Head Kg/cm2 with 1500 SSU viscosity										WT. of Bare Pump in kg.	
					kg/cm2	1	2	3	4	5	6	7	8	9		10
					METER	10	20	30	40	50	60	70	80	90		100
GGP-50	1/2"x1/2"	20	5.3	1.2	KW	0.3	1.35	0.4	0.45	0.5	0.55	0.6	0.65	0.7	0.75	2.2
					HP	0.5			0.75			1				
GGP-75	3/4 x 3/4"	30	7.9	1.8	KW	0.37	0.45	0.54	0.62	0.69	0.77	0.85	0.92	1.01	1.09	4.2
					HP	0.75			1			1.5				
GGP-100	1" x1"	50	13	3	KW	0.4	1.5	0.6	0.75	0.89	1.04	1.17	1.3	1.46	1.59	5
					HP	1			1.5			2				
GGP-125	11/4" x 11/4"	75	20	4.5	KW	0.7	1	1.2	1.4	1.5	1.9	1.95	2.15	2.35	2.55	8
					HP	1.5			2			3				
GGP-150	11/2" x 11/2"	110	29	6.6	KW	1.05	1.45	1.95	2.1	2.4	2.65	2.95	3.25	3.6	3.75	9.5
					HP	2			3			5				
GGP-200	2" x2"	225	59	13.5	KW	2	2.5	3.2	3.75	4.3	4.55	5.6	6.2	6.9	7.11	17.2
					HP	3			5			7.5				
GGP-250	21/2 "x 21/2"	350	93	21	KW	4.15	5.2	6.1	7.3	8.2	9.1	10.3	11.2	12.1	12.25	28.5
					HP	5			10			12.5				
GGP-300	3"x3"	500	132	30	KW	4.5	6.6	6.4	9.9	11.1	12.1	13	13.9	14.9	15.9	40
					HP	10			15			20				



### Application

- Solvents
- Acids
- High Viscous Liquids.
- Abrasive Media.
- Hazardous & Flammable Liquids.
- Barrel loading - unloading
- Slurry Transfer
- Day tank transfer.

### Features

- Low Noise
- Low Vibration
- No Seal, No leakage
- Self Priming, No need Foot valve
- Variable flow with pump
- No skilled person is needed to operate and repair pump
- No rotation, no wear & tear, hence low maintenance
- No Charging
- Pump can run dry

## GADP - SERIES

- Waste water transfer
- Glues.
- Kaolin clay.
- Bulk Transfer
- Resins.
- Oils and Glycol transfer.
- Transferring, Dispensing and dosing paint, ink and dyes.

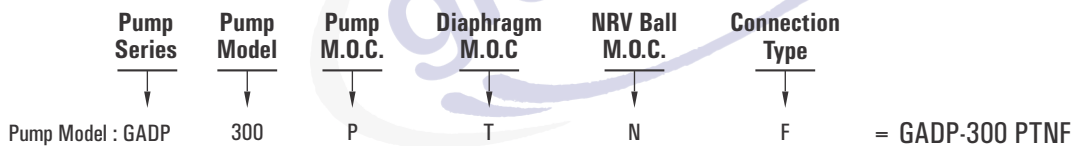
- No motor, no fire.
- Excellent abrasive liquid resistance
- Very Compact Design
- Operating in each position
- Low maintenance cost
- Easy maintenance and pump spare availability.
- Designed Light weight handy in use.
- in short very simple and versatile pump.

## PUMP SELECTION CHART

Sr. No	Pump Size (Inch)	Pump Model	Maxim. Flow LPM PP/AL/S.S.	Maxim. Discharge Pressure Psi	Pump Description		Max. Discharge Pressure BAR	Max. Soft Solid Partial (MM)	Air Inlet (Inch)
					Connection	Diaphragm/NRV Ball			
1	1/2"	150	45/45	100	Thread	Teflon / Rubber	6.9	2.4	1/4"
2	1"	300	175/133	120	Thread/Flange	Teflon / Rubber	8.3	3.2	1/4"
3	1 1/2"	400	375/335	120	Thread/Flange	Teflon / Rubber	8.3	6.4	1/2"
4	2"	500	544/645	120	Thread/Flange	Teflon / Rubber	8.3	6.4	1/2"
5	3"	800	998/895	120	Thread/Flange	Teflon / Rubber	8.3	9.5	1/2"

### How to Select your Model

For Example.

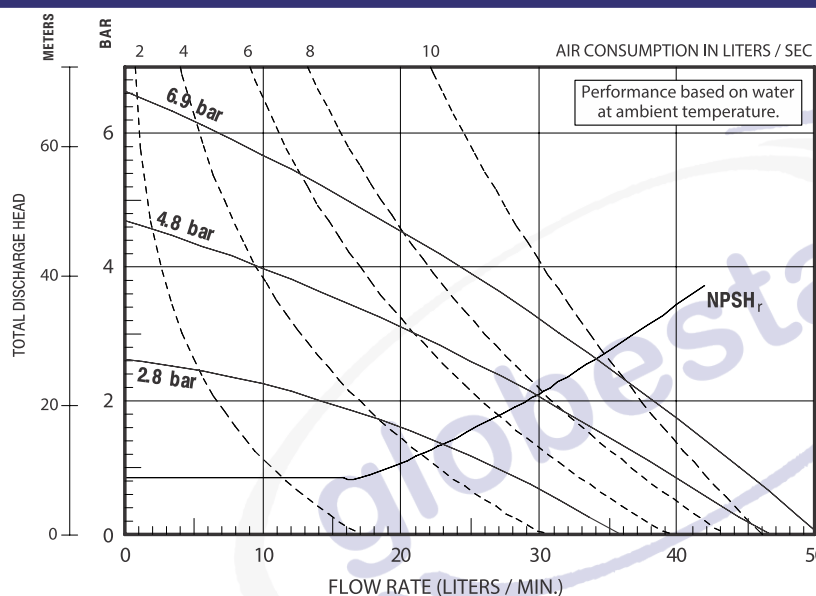


Material	Short Coding
Aluminum	A
Polypropylene	P
PVDF	PV
Stainless Steel 304	S304
Stainless Steel 304-L	S304L
Stainless Steel 316	S316
Stainless Steel 316-L	S316L
Neoprene-Buna	N
Teflon	T
Sentoprene	S
Thread type	T
Flange Type	F

### Technical Data & Performance Graph

Air Operated Double Diaphragm Pump  
Model : GADP-150

#### MODEL : GADP-150



#### TECHNICAL SPECIFICATION

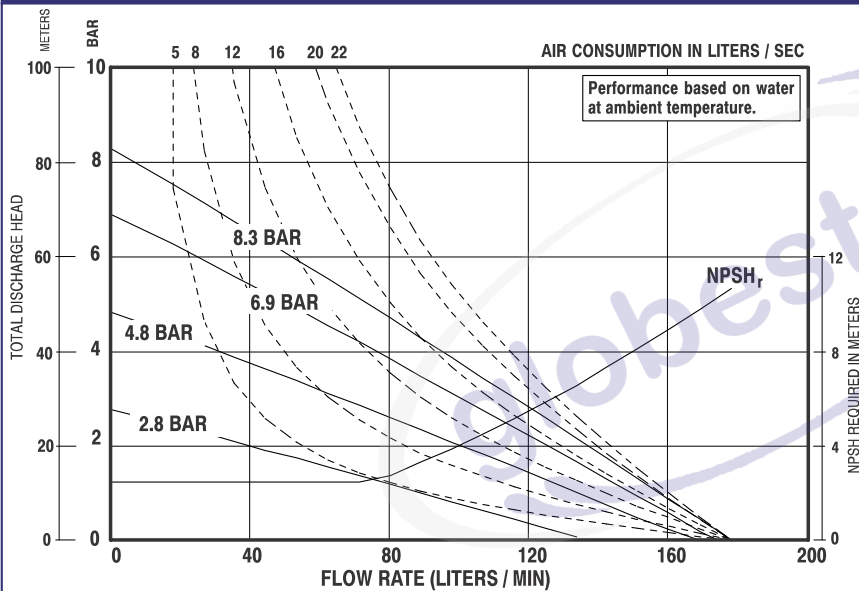
Suction X Discharge (Inch)	1/2" X 1/2"
Maximum Flow Rate	45 / 45 PP / AL / SS
Operational Head Pressure	100 PSI
Maximum Head Pressure	6.9 BAR
Operational Air Pressure	2.4 KG/CM2
Maximum Air Pressure	6 KG/CM2
Maximum Soft Solid Partials	2.4 MM
Ratio	1:01
Sound Level	75.0 DB A
Muffler	INTEGRAL, INCLUDED
Air Inlet	1/4" BSP
Air Exhaust	1/2" BSP
Suction Lift Dry	4.5 METER
Suction lift Wet	2.55 METER
Diaphragm / NRV	0.45 METER
Body MOC	0.80 METER

**\*This Performance is On Ideal Condition & Performance Very In Application and Operating Condition**

### Technical Data & Performance Graph

**Air Operated Double Diaphragm Pump  
Model : GADP-300**

#### MODEL : GADP-300



#### TECHNICAL SPECIFICATION

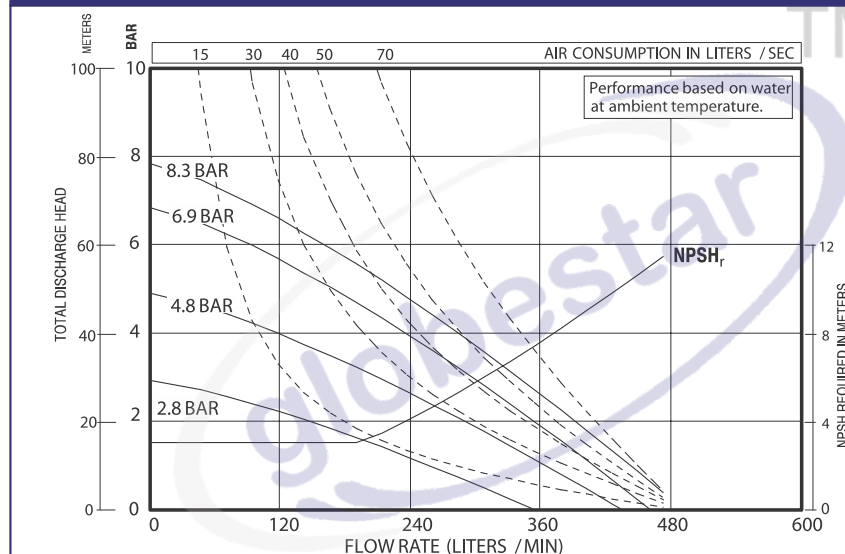
Suction X Discharge (Inch)	1" X 1"
Maximum Flow Rate	175 / 133 PP / AL / SS
Operational Head Pressure	120 PSI
Maximum Head Pressure	8.3 BAR
Operational Air Pressure	3.5 KG/CM2
Maximum Air Pressure	6 KG/CM2
Maximum Soft Solid Partials	3.2 MM
Ratio	1:01
Sound Level	65 DB A
Muffler	INTEGRAL, INCLUDED
Air Inlet	1/4" BSP
Air Exhaust	1/2" BSP
Suction Lift Dry	6.1 MTR
Suction lift Wet	4.7 METER
Teflon Dry	2.0 METER
Teflow Wet	3.5 METER

**\*This Performance is On Ideal Condition & Performance Very In Application and Operating Condition**

### Technical Data & Performance Graph

**Air Operated Double Diaphragm Pump  
Model : GADP-400**

#### MODEL : GADP-400



#### TECHNICAL SPECIFICATION

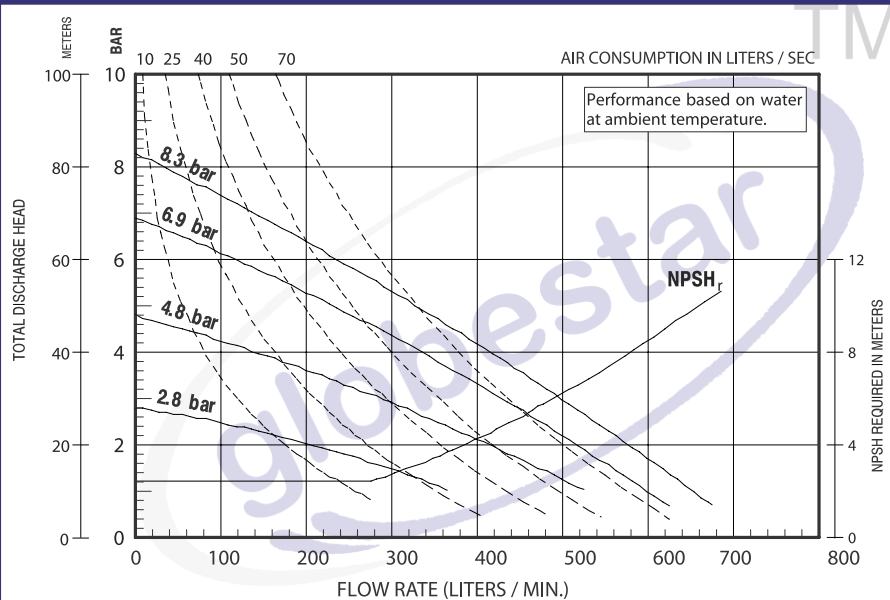
Suction X Discharge (Inch)	1 1/2" x 1 1/2"
Maximum Flow Rate	375 / 335 PP / AL / SS
Operational Head Pressure	120 PSI
Maximum Head Pressure	8.3 BAR
Operational Air Pressure	3.5 KG/CM2
Maximum Air Pressure	6 KG/CM2
Maximum Soft Solid Partials	6.4 MM
Ratio	1:01
Sound Level	78.0 DB A
Muffler	INTEGRAL, INCLUDED
Air Inlet	1/2" BSP
Air Exhaust	1/2" BSP
Suction Lift Dry	5.8 METER
Suction lift Wet	7.2 METER
Teflon Dry	2.8 METER
Teflow Wet	5.8 METER

**\*This Performance is On Ideal Condition & Performance Very In Application and Operating Condition**

**Technical Data & Performance Graph**

**Air Operated Double Diaphragm Pump  
Model : GADP-500**

**MODEL : GADP-500**



**TECHNICAL SPECIFICATION**

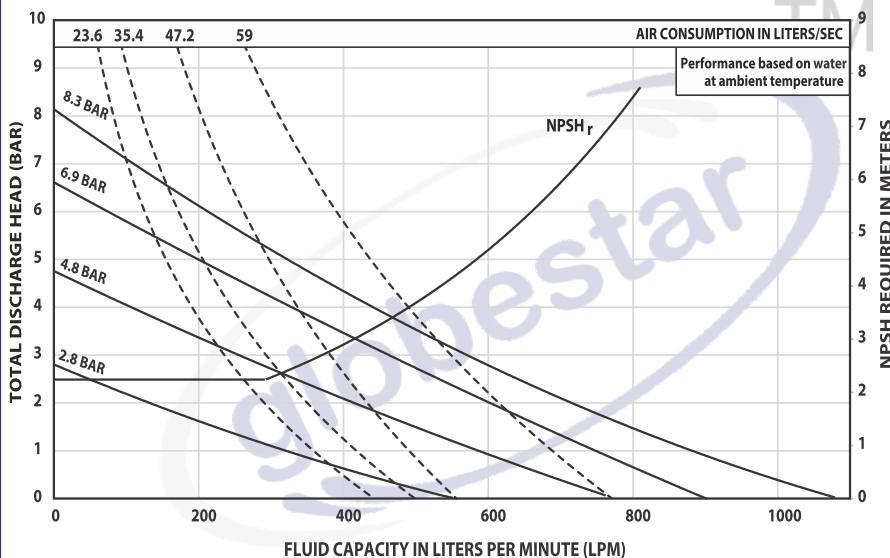
Suction X Discharge (Inch)	2"X2"
Maximum Flow Rate	544/645 PP / AL / SS
Operational Head Pressure	120 PSI
Maximum Head Pressure	8.3 BAR
Operational Air Pressure	4-6 KG/CM2
Maximum Air Pressure	7 KG/CM2
Maximum Soft Solid Partials	6.4 MM
Ratio	1:01
Sound Level	78 DB A
Muffler	INTEGRAL,INCLUDED
Air Inlet	1/2" BSP
Air Exhaust	3/4" BSP
Suction Lift Dry	8.3 METER
Suction lift Wet	7.35 METER
Teflon Dry	2.8 METER
Teflon Wet	5.8 METER

**\* This Performance is On Ideal Condition & Performance Very In Application and Operating Condition**

**Technical Data & Performance Graph**

**Air Operated Double Diaphragm Pump  
Model : GADP-800**

**MODEL : GADP-800**



**TECHNICAL SPECIFICATION**

Suction X Discharge (Inch)	3" X 3"
Maximum Flow Rate	998 / 895 PP / AL / SS
Operational Head Pressure	120
Maximum Head Pressure	8.3 BAR
Operational Air Pressure	5-7 KG/CM2
Maximum Air Pressure	8 KG/CM2
Maximum Soft Solid Partials	9.5 MM
Ratio	1:01
Sound Level	86 DB A
Muffler	INTEGRAL,INCLUDED
Air Inlet	1/2" BSP
Air Exhaust	3/4" BSP
Suction Lift Dry	8.3 MTR
Suction lift Wet	6.9 METER
Teflon Dry	3.1 METER
Teflon Wet	5.5 METER

**\* This Performance is On Ideal Condition & Performance Very In Application and Operating Condition**



# SUBMERSIBLE DEWATERING CENTER LINE TOP DISCHARGE PUMP



## GSCD - SERIES

### Application

- Industrial Dewatering.
- Water Treatment Plant
- Basment Cleaning
- Swimming Pool

### Features

- Long life due to replaceable wearing parts.
- Dynamically balanced rotating parts
- Easy maintance and pump spare availability

### Technical Data & Prefomance Graph

SUBMERSIBLE DEWATERING CENTER LINE TOP DISCHARGE PUMP PERFORMANCE TABLE (SPEED - 2880 RPM)

MODEL	HP	Del. Size mm		HEAD IN METERS																	
				6	8	10	12	14	16	18	20	24	26	30	35	40	45	50	55		
GSCD-1.0	1	50	DISCHARGE IN LPM	430	390	310	240														
GSCD-2.0	2	65		680	560	460	290														
GSCD-3.0	3	65			760	650	550	440	300												
GSCD-5.0	5	75			1290	1170	1080	960	800	500											
GSCD-7.5	7.5	100			2150	1850	1600	1300	1050	700	400										
GSCD-10.0	10	100			2400	2200	2000	1750	1400	1100	800										
GSCD-15.0	15	150					3000	2800	2600	2300	2050	1350	1000	320							
GSCD-20.0	20	150						3520	3200	2700	2350	900									
GSCD-25.0	25	150						5020	4750	4450	4000	3700	2650	2100	1000						
GSCD-30.0	30	150						5400	5200	4900	4650	4250	3550	3150	2100	400					
MODEL	HP	Del. Size mm		HEAD IN METERS																	
				16	18	20	24	26	30	35	40	45	50	55	60	65	70	80	85	90	
GSCD-40.0	40	150	LPM	4800	4700	4600	4350	4150	3650	2900	1500										
GSCD-50.0	50	150			5200	5100	4900	4800	4500	4000	3000	2000	700								
GSCD-60.0	60	150					5500	5300	5200	5100	4700	4200	3200	2250	1000						



## PROGRESSIVE CAVITY SCREW PUMP



### Application

Effluent Treatment, Pulp & Paper, Sugar & Distilleries, Chemicals & Petrochemicals, Ceramics & Insulator, Starch Industries, Sweets & Confectionaries, Dairy, Paints & Varnishes, Fruits & Vegetable Processing, Beverage Industries, & Cosmetics & Medicines.

### Technical Data

Capacity	: up to 35 m <sup>3</sup> / hr
Pressure	: up to 12 kg / gm <sup>2</sup>
Discharge Size	: 25 mm to 200 mm
Speed	: up to 720 rpm
Temperature	: Max 120 <sup>0</sup> C
Viscosity	: up to 1,00,000 CST
Solid Hand, Size	: Max 25 mm
Material	: C.I. WCB, SS-304, SS-304L, SS-316, SS-316L Alloy-20, CD4MCU, Bronze SS-410, Tool Steel etc.
Stator	: Natural, Nitrile, Neoprene, EPDM, Hypalon, Viton, Food Grade & Special Quality Rubber.



**GSPC - SERIES**

## LOBE PUMP

### Application :

Pulp and Paper Industries, Chemical Industries, Food Industries, Beverage Industries, Pharmaceutical Industries, Biotechnology Industries.

### Technical Data

Flow rate	: up to 48 M <sup>3</sup> / hr
Pressure	: up to 7 bar
Speed	: up to 500 rpm
Material	: SS 316



**GSLB - SERIES**

## VERTICAL LONG SHAFT SUMP PUMP

### Application :

The Globe Sump Pump is Suitable for Handling thin, clean or slightly contaminated liquids, such as Water, Cooling Water, Effluent, Cleaning Products, Chemicals, and Hydrocarbons Sulphuric Acid Application Acid Transfer, Aquariums, Chemical processing Chloralkali, General Processing industry, Light Slurries, Organic, Chemicals, Polymers. Petrochemicals Processing, Slurries, Solvents, Waste Processing.

### Technical Data

Capacity	: up to 325 M <sup>3</sup> /hr
Head	: up to 60 mtr.
Discharge Size	: 25 mm to 125 mm
Temperature	: up to 60 <sup>0</sup> C
Pump Length	: up to 4 mtr
Speed	: up to 3500 rpm
Pressure	: up to 6 kg/cm <sup>2</sup>
Material	: C.I., C.S., S.S. 304 / 304L, S.S. 316 / 316L, Bronze, Alloys - 20, CD4MCU, Hard Alloy B&C etc.



**GVSP - SERIES**

## FABRICATED PUMP



**GF - SERIES**

Milk, Cream, Butter Milk Condensed Milk, Fruit Juice, Beer, Wine, Sugar Syrup Vitamin Solutions Sugar & Confectionery, R.O. Water, DM Water, Pure Water. Water for Injection (WFI) Vegetable Oil, Mineral Oil, Lub Oil etc. Pharmaceutical Formulations, Syrup etc. Alkaline Solution / Alcoholic Drinks Acids, Fine Chemicals Botting Plants, Soft Drinks & Distillery, Food Processing / Liquid Food Stuffs Colour dyes and Pigments / Paints, Detergemts, Soaps, Paste & Shampoo, Textile Sizing, Dyeing & Finishing Systems, Natural Cellulose Fiber/ Synthetic Fiber System, Hot & Cold Water Pumping

### Technical Data

Size	: 12mm to 100 mm
Head	: 0.3 mtr to 76 mtr
Capacity	: up to 1890 LPM
Material	: SS304, SS316
Pressure	: 7.6 kg/cm <sup>2</sup>


## CENTRIFUGAL THERMIC FLUID HOT OIL PUMP

### Application :

Petro-Chemical Industries, Oil Industries, Synthetic-Fiber Industries, Textile, Dyeing, Printing Industries, Plastic and Rubber Industries, Paper Making Industries, Timber Processing Industries, Sugar Industries. Food Industries & Construction Industries.

### Technical Data

Capacity	: up to 150 M <sup>3</sup> / hr
Head	: up to 80 mtr
Discharge Size	: 32mm to 80mm
Temperature	: up to 350 <sup>o</sup> C
Pressure	: up to 8 Kg/Cm2
Speed	: up to 3500 rpm
Cooling Method	: With Air, Water
Material	: Grey Cast Iron, Cast Steel, WCB



**GCMP - SERIES**

## VERTICAL INLINE PUMP



**GCVF - SERIES**

Pressure boosting : Process flow water system, Cleaning system, high-pressure washing system and fire-fighting system, Water Supply : water filter and transport in waterworks, boosting of main pipeline. boosting in high-rise buildings and etc. industrial liquid conveying : cooling and air-conditioning system, boiler water supply and condensing system

### Technical Data

Capcities Q	: 90 m <sup>3</sup> /hr.
Total heads h	: 228 m
Material	: C.I., SS-304, SS-316
Pressure p	: 25 bar
Temperature t	: -15 <sup>o</sup> C to +120 <sup>o</sup> C

## FIRE FIGHTING SYSTEM

- Globe star Manufacture And Supply Complete Pump Sets Made As Per Local Regulations And Customer Specifications.
- Complete Packages Can Be Supplied (electric Motor, Diesel Engine And Jockey Pump On One Base Plate, With Control Cabinets, Tank, Batteries, Etc.). This Also Includes The Complete Piping With Discharge Collector Pressure Switch.

### Technical Data

Max. capacity	:	up to 400 M3/hr
Max. Head	:	up to 150 mtrs.
Max. Design Pressure	:	up to 16 bar
Temperature	:	up to 200°C
Impeller	:	Close/Semi Open
Flange Standard	:	B16.5 Class 150/ PN16

### Application

- Commercial complexes and high rise buildings
- Petrochemical industries and Gas plants
- Oil and Gas on-shore & off-shore platforms
- Airports and ports
- Marine applications
- Chemical industries
- Manufacturing plants
- Fire-work industries



GSFFS - SERIES

## PRESSURE BOOSTER PUMP SYSTEM



GSPBS - SERIES

### Application

- Residential buildings
- Commercial buildings
- Hospitals
- Hotels

- Globe Star Not Only Engineers State-of-the-art Pump Technology But Also Provides Service To Rely On. Globe Star Stands By Its Customers All Along, Through The Entire Implementation Of A Project, Offering Continuous After-sales Service And Undertakes A Variety Of Service Contracts And Energy Audits To Provide Optimum And Cost Effective Solutions.
- A systematized solution by GLOBE STAR involves more than merely designing and building the right to meet the exacting demands of a variety of customers.

### Technical Data

Max. capacity	:	up to 23.5 M3/hr
Max. Head	:	up to 228 mtrs.
Max. Pressure	:	up to 25 bar
Temperature	:	up to -15°C to +120°C

# MECHANICAL SEALS



## Single Spring Seal

### Features

Unbalance Pusher Seal. Inside mounted Helical single coil spring mechanical seal. Secondary as "O" ring and "V" packing as. Independent direction of rotation.

### Materials

- Seal Ring Face : carbon, Ceramic (99.5%), Sic and TC
- Seat Faces : NIR, Cermaic, Sic and TC
- Elastomer : Viton, Silicon, ERP, Kalrez, PTFE, TCV, FEP, GFT, TTV, EPDM, NBR
- MOC : SS-304, SS-316, Hast-C, Alloy -20



**GSS - 151 / GSS - 156 - SERIES**

### Operating Capabilities

- Shaft Dia : 10 mm to 100 mm
- Pressure : Up to 10 Bar (Kg/cm<sup>2</sup>)
- Temperature : -45<sup>0</sup>C to 200<sup>0</sup>C
- Speed : up to 6000 R.P.M

## Multi Spring Seal

### Features :

Balance Pusher Seal. Inside mounted multi spring type mechanical Seal. seal as "O" ring and PTFT wedge as dual directional design.

### Materials

- Seal Ring Faces : carbon, Ceramic (99.5%), Sic and TC
- Seat Faces : NIR, Cermaic, Sic and TC
- Elastomer : Viton, Silicon, ERP, Kalrez, PTFE, TCV, FEP, Aflas, EPDM, Grafoil
- MOC : SS-304, SS-316, Hast-C, Menol, Alloy-20



**U-81 / U-86 - SERIES**

### Operating Capabilities

- Shaft Dia : 12 mm to 100 mm
- Pressure : Up to 10 Bar (Kg/cm<sup>2</sup>)
- Temperature : -60<sup>0</sup>C to 260<sup>0</sup>C
- Speed : up to 6000 R.P.M

## Metal Bellow Seal

### Features :

Single acting, Dual Directional Design, Inside Mounted Seal. Inherently balance metal bellow Mechanical Seal. Independents direction of rotation.

### Materials

- Seal Ring Faces : Carbon-M, Sic and TC
- Seat Faces : TC and Sic
- Elastomer : MB61, Viton, Kalrez, MB66-Grafoil, FEP, CFT
- End Fitting MOC : SS-304, SS-316, Hast - C, Monel, Alloy-20
- Bellow MOC : Hast-C, AM 350 Inconel



**MB - 61 & MB-66 - SERIES**

### Operating Capabilities

- Shaft Dia : 12 mm to 10 mm
- Pressure : Up to 10 bar (Kg/cm<sup>2</sup>)
- Temperature : -60<sup>0</sup> C to 260<sup>0</sup> C
- Speed : Up to 6000 R.P.M

## Cartridge Balance Seal

### Features

Double Cartridge mechanical seal. Dual directional design. seal up to 20% inside mounted seal. Blanced Seal.

### Materials

- Seal Ring Faces : (Dynamic Ring & Stationary Ring) Carbon, Ceramic (99.5%), Silicon, Carbide, Tungsten Carbide, Chrome, Cast Steel, Which are Suitable for Fluid.
- Seat Faces : TC and Sic
- Elastomer : Viton, EPDM, Silicon, Aflas, PTFE, GFT, TCV & FEP, Kalrez.
- MOC : SS 316, change of MOC on Request



### B91/CG & B901/CG - SERIES

### Operating Capabilities

- Shaft Dia : 18 mm to 100 mm (0.75" to 4.0")
- Pressure : 5 to 35 Bar (Kg/cm<sup>2</sup>)
- Temperature : -20°C to 300°C
- Speed : up to 4000 R.P.M According to Shaft Size & Pressure.

## PTFE Bellow with External Mounted Seal

### Features :

Outside mounted seal with Replaceable face. Hydraulically balanced bellow mechanical seal. Independent direction of rotation. Dual direction multi spring design.

### Materials

- Seal Ring Face : GFT, PTFE, CFT
- Seat Faces : Ceramic
- Elastomer : PTEF & GFT
- MOC : SS 316, Hast-C and Alloy-20
- Bellow MOC : PTFE+GFT Composite



### M-021 - SERIES

### Operating Capabilities

- Shaft Dia : 10 mm to 100 mm
- Pressure : Up to 10 Bar (Kg/cm<sup>2</sup>)
- Temperature : 30°C to 120°C
- Speed : up to 4000 R.P.M

## Conical Spring Seal

### Features

Unbalance Pusher Seal. Inside mounted Conical spring type mechanical Seal. Secondary seal as "O" ring and PTFT wedge as dual directional design.

### Materials

- Seal Ring Faces : Carbon, Sic and TC
- Seat Faces : TC and Sic
- Elastomer : Viton, TTV, FEP and Kalrez
- MOC : SS 316, change of MOC on Request



### U-3 - SERIES

### Operating Capabilities

- Shaft Dia : 10 mm to 100 mm
- Pressure : Up to 10 bar
- Temperature : -60C to 180 C
- Speed : 6000 r.p.m.

## AGITATOR SEAL

### Features :

Double balanced mechanical seal. These seals are excellent with low RPM operation in vacume and pressure conditions. Design Without bearing or with integral bearing, Design for Top bottom and side entry.

### Materials

- Seal Ring Faces : (Dynamic Ring & Stationary Ring) Carbon, Ceramic (99.5%) Silicon Carbide, Tungsten Carbide, Chrome Cast Steel, Which are Suitable for Fluid.
- Seat Faces : TC and Sic
- Elastomer : Viton, EPDM, Silicon, Aflas, PTFE, GFT, TCV & FEP, Kalrez.
- MOC : SS 316, change of MOC on Request

### Operation Capabilities

- Shaft Dia : 25 mm to 200 mm (1" to 7.875")
- Pressure : Full Vacuum to 35 bar (Kg/cm2)
- Temperature : 60°C to 260° C
- Speed : up to 2000 R.P.M. According to Shaft Size & Pressure.



**U91 / U96 / BCG - SERIES**

## Thermosyphon System

The Therinisynphon provides Lubrication, dissipate heat and maintain the temperature and required pressure gradient across the seal faces in case of double back to back and tandem seal arrangement for pumps and agitator seals. Plan 52 and 53A configurations, Economical light and heavy duty reservoir for general services applications. Instrumentations on each reservoir is according to local standards and can be adapted to suit application and customer requirments, 304 and 316 stainless steel construction, cooling coil is optional.

### Application :

MOC : SS-316, SS-304 & MS

### Operating Capabilities

- TS 20 pressure Limit : 20 bar
- TS 40 pressure Limit : 40 bar
- Temperature : Up to 200° C

### Accessories

- Pressure Gauge (0-40 kg/cm2) - To Measure the Pressure Inside Vessel.
- Level Gauge : To Indicate the liquiad level inside the Vassel.
- Hand Pump : To Recharge the Thermosyphon Vessel with Additional Quantity of Barrier Fluid When Thermosyphon is under Pressure and Liquid level is Low.



**GTS1 - SERIES**